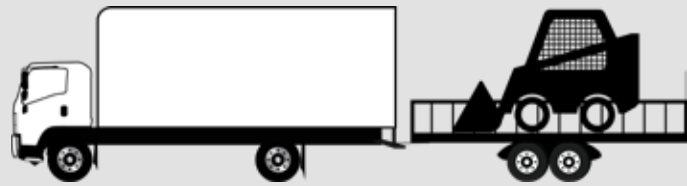


FVR DERATE


25,950 LBS. GVWR
CLASS 6



33,000 lbs. GCWR
TRUCK WEIGHT & TRAILER WEIGHT



**14,405
to
15,939
LBS.**
BODY PAYLOAD



**FULL AIR DUAL CIRCUIT BRAKES
WITH ABS AND S-CAM DRUM**
Front Drum 16.5 in. Rear Drum 16.5 in.




TIRES
11R22.5 (14-pr)

WEIGHTS AND MEASURES

Wheelbase (in.)	Curb Weight (lbs.)		Payload (lbs.)		Recommended Body Length (ft.)
	Min	Max	Min	Max	
152	10,011	10,343	15,607	15,939	14-16
170	10,089	10,421	15,529	15,861	18
188	10,605	10,937	15,014	15,346	20
200	10,726	11,058	14,893	15,225	22
212	10,849	11,181	14,770	15,102	24
224	10,970	11,302	14,649	14,981	26
236	11,092	11,424	14,527	14,859	28
248	11,213	11,545	14,405	14,737	30



50- or 100-GAL.
FUEL TANK



6-SPEED AUTOMATIC
ALLISON® 2500 RDS TRANSMISSION



CUMMINS
B6.7L DIESEL ENGINE
260 HP @ 2400 RPM
660 LB-FT @ 1600 RPM

